HOUSE AT MARAKAL (OOTY)

…..architecture for well-being…..

A COLLABORATIVE PROJECT WITH ‘STUDIO DV’

BIOENERGETIC DESIGN ADVISOR

BIOENERGETIC *ARCHITECTURE*

… space design for health, happiness and harmony

www.bioenergetic-architecture.com *raman vig I architect I building biologist*

THE PROJECT AND THE BRIEF

- At the beginning of 2020, ‘Studio DV’ undertook to design a four bedroom house for a meditative couple at a very scenic site of approx. 2600 sqm. at Marangal, in the hills of Nilgiris (near Ooty).

- The clients wished for a simple house that opened itself to the valley view and which was designed on the priciples of vedic vaastu.

- Ar. Gaurav Wats of Studio DV envisaged to infuse into the design concept the complete essence of ‘architecture of well-being’ and not just vedic vaastu…..and thus started a unique collaborative design journey for the House at Marakal with Bioenergetic Architecture.

HOW IS A BUILDING BASED ON BIOENERGETIC ARCHITECTURE DIFFERENT ?

'BIOENERGETIC ARCHITECTURE = ARCHITECTURE OF WELLNESS'

BIOENERGETIC ARCHITECTURE

www.bioenergetic-architecture.com

..... is a multi-disciplinary approach to create spaces that can facilitate 'health, happiness and harmony' in the lives of those who inhabit such 'conscious spaces'

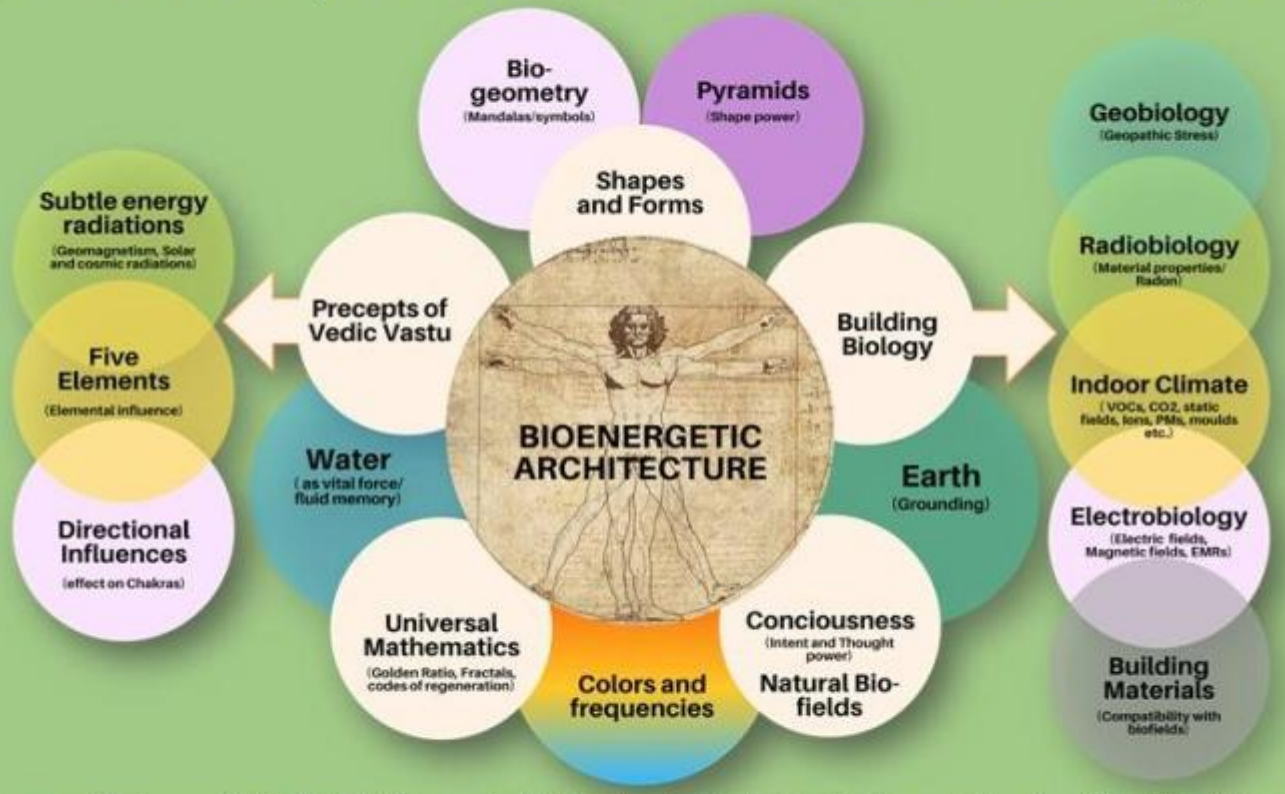

A strong and balanced 'Bio-field' (Prana-shakti) is the basis of physical, mental and spiritual health and well-being. Happiness and harmony (within and with world around) are spontaneous outcomes of holistic health. BIOENERGETIC ARCHITECTURE integrates holistically, all aforementioned sciences as *'a layer of design'* with best practices of 'responsible architecture' - to create built-environment that 'enhance, expand and reinforce' the 'bio-field' (Prana-shakti) of inhabitants.

HOUSE AT MARAKAL (OOTY)

KEY ELEMENTS OF BIOENERGETIC DESIGN WHICH HAVE BEEN INCORPORATED IN THE ARCHITECTURE OF THIS HOUSE

- *House is meant for a 'meditative couple' who love connect with nature*
- *House layout based on ' client –specific' 9x9 padavinayas dimensions*
- *'Stilted- design' to preserve the terrain and facilitate free flow to rain water*
- *All bedheads aligned for best suited 'magnetic orientation'*
- *Material palette and finishes that are most suitable per 'Building Biology'*
- *Lighting design with special lamps that follow circadian rhythms*
- *Landscape and choice of trees that resonate as per 'nakshatras' of residents*
- *Best of views of Nilgiri hills captured from all spaces of the house*



THE SITE IS STEEPLY SLOPED IN MOST PARTS – SLOPE IS TOWARDS SOUTH-EAST

NORTH

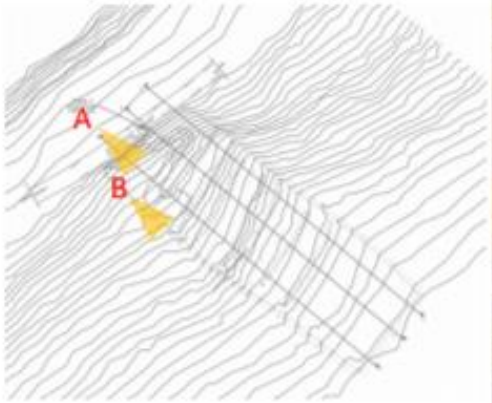

VIEWS OF THE SITE WHILE LOOKING FROM THE APPROACH ROAD (ABOVE)

VIEW OF EAST FROM THE SITE

Panoramic views of Nilgiri hills can be seen from all spaces in the house

VIEW OF SLOPING SITE – AS SEEN FROM THE APPROACH ROAD ABOVE

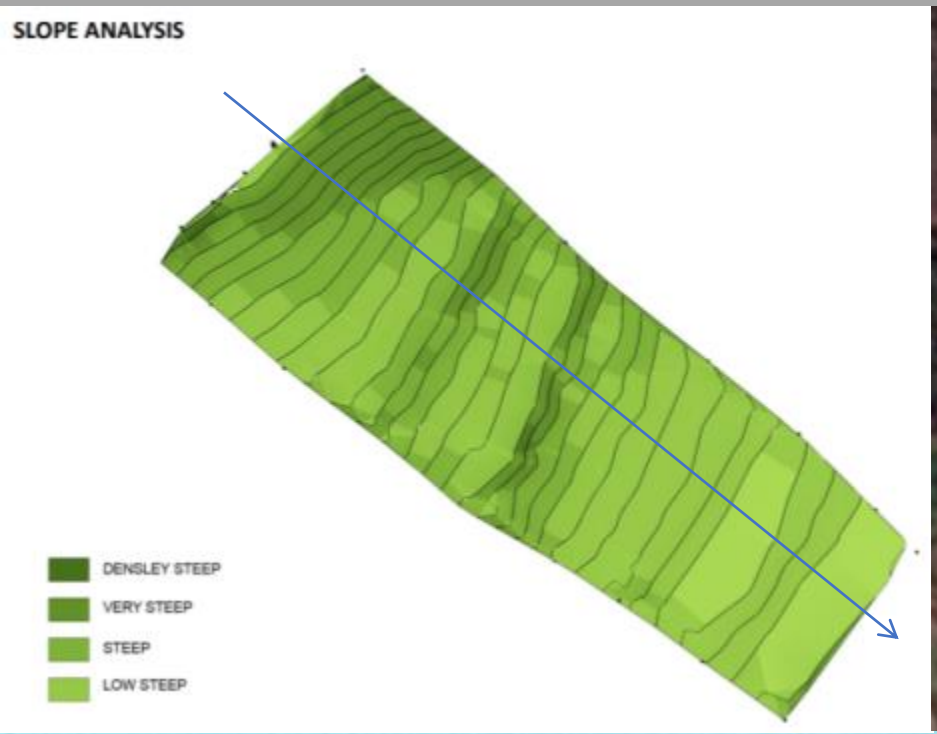

IDEA WAS TO MAKE A HOUSE WITHOUT CUTTING THE EARTH AND WITHOUT OBSTRUCTING THE NATURAL FLOW OF WATER

A linear site with access from north west and slope towards south east is not considered the most appropriate site from vaastu perspective

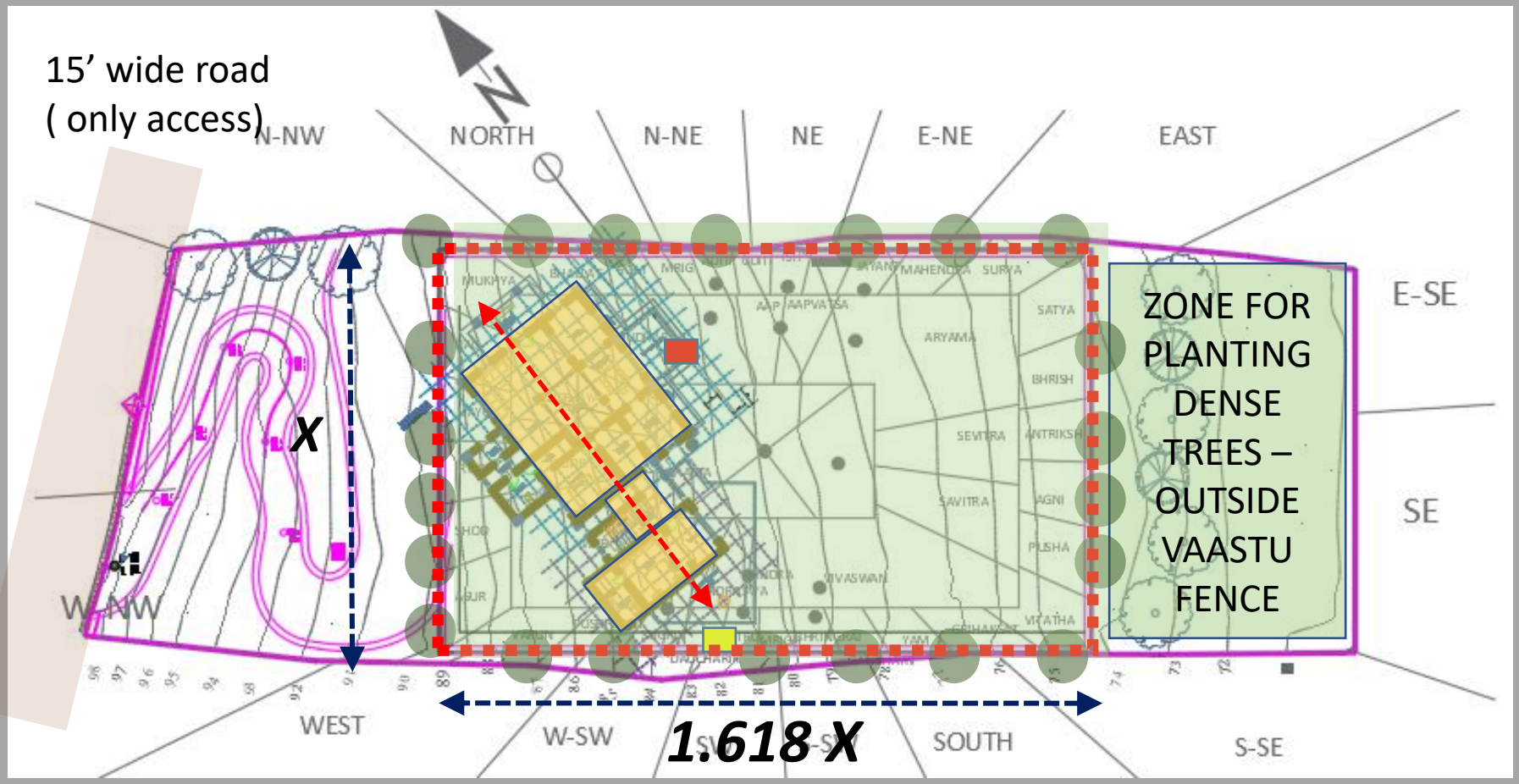

A fouth of site was used to make access road and central half (almost) of the total site was earmarked with a 'vaastu boundary' such that the centre of total site and the 'vaastu boundary co-incided'

SITE PADAVINAYAS

(AS PER VEDIC VAASTU – 45 SECTORS OF INFLUENCE)

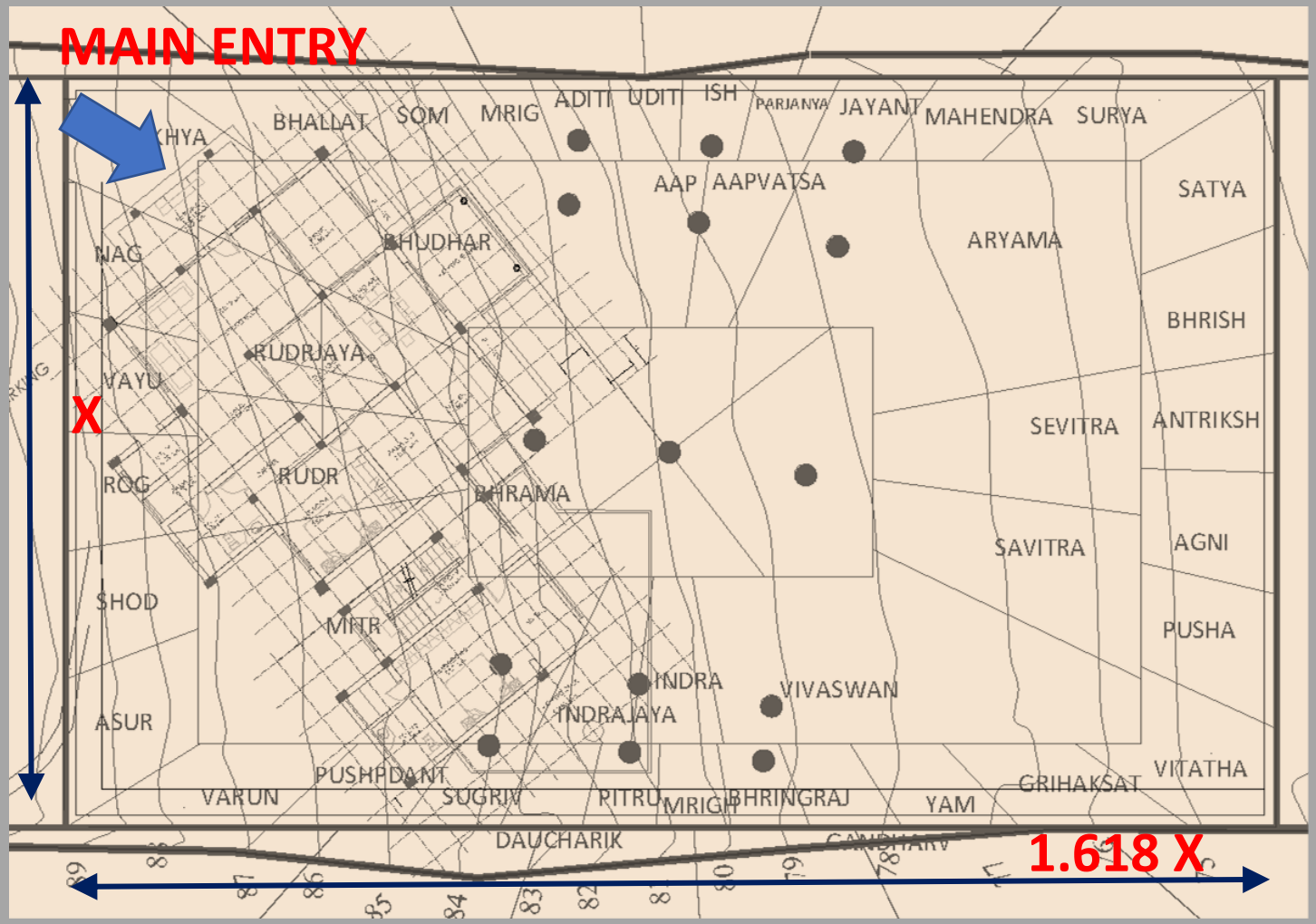

Site padavinayas helped determine the main entry (as most suitable) In the 'mukhya' pada. Marma points of the site were identified to locate the building and precise 'true north' determined to align the building.

THE EVOLUTION OF DESIGN

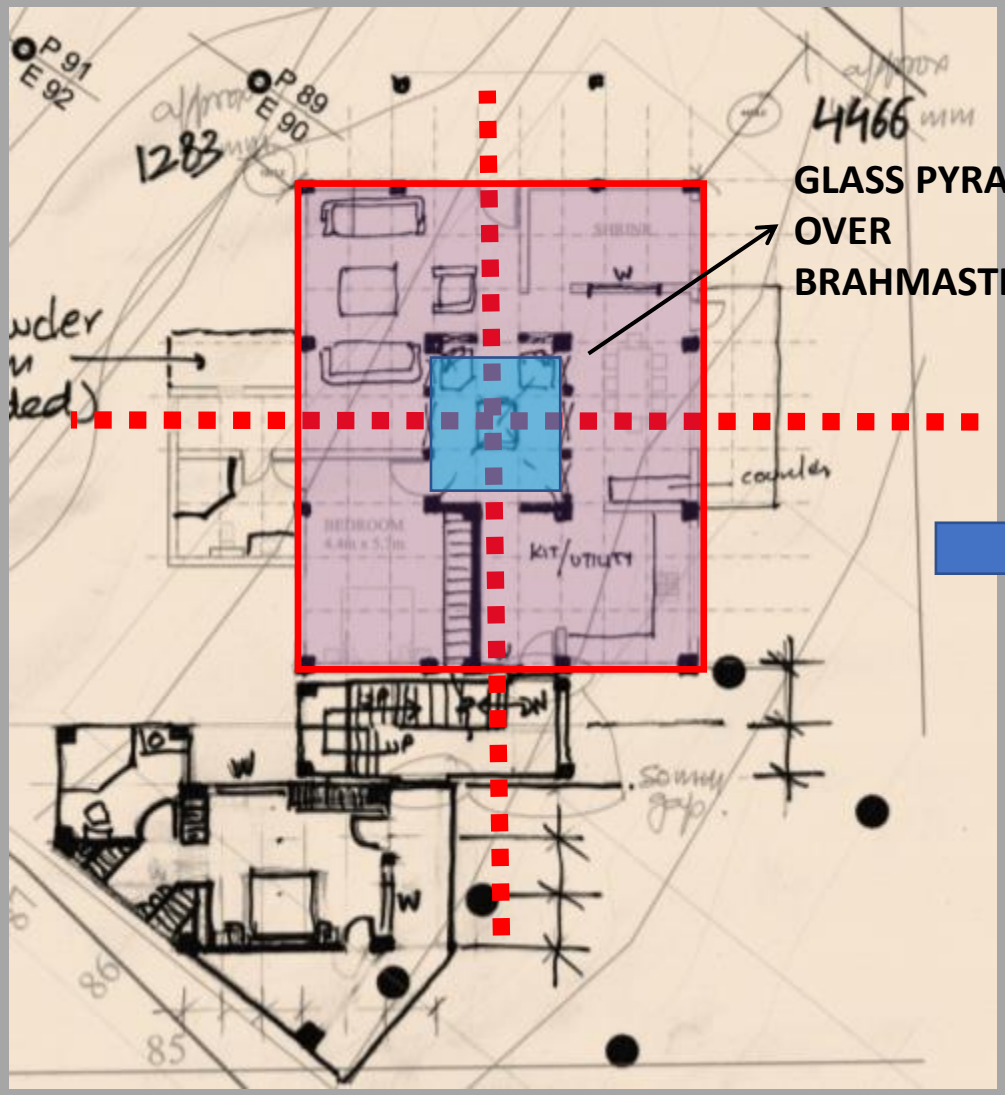

All the key spaces were accommodated in a 9x9 grid the measure of which resonates with the client as per 'Aayadi' precepts



GLASS PYRAMID OVER BRAHMASTHAN

THE FINAL LAYOUT

" It's always hugely satisfying when the client is thrilled with the design....this final layout was very well received"

PLANNING OF SERVICES HUBS AND ROUTES AS PER VAASTU PRECEPTS

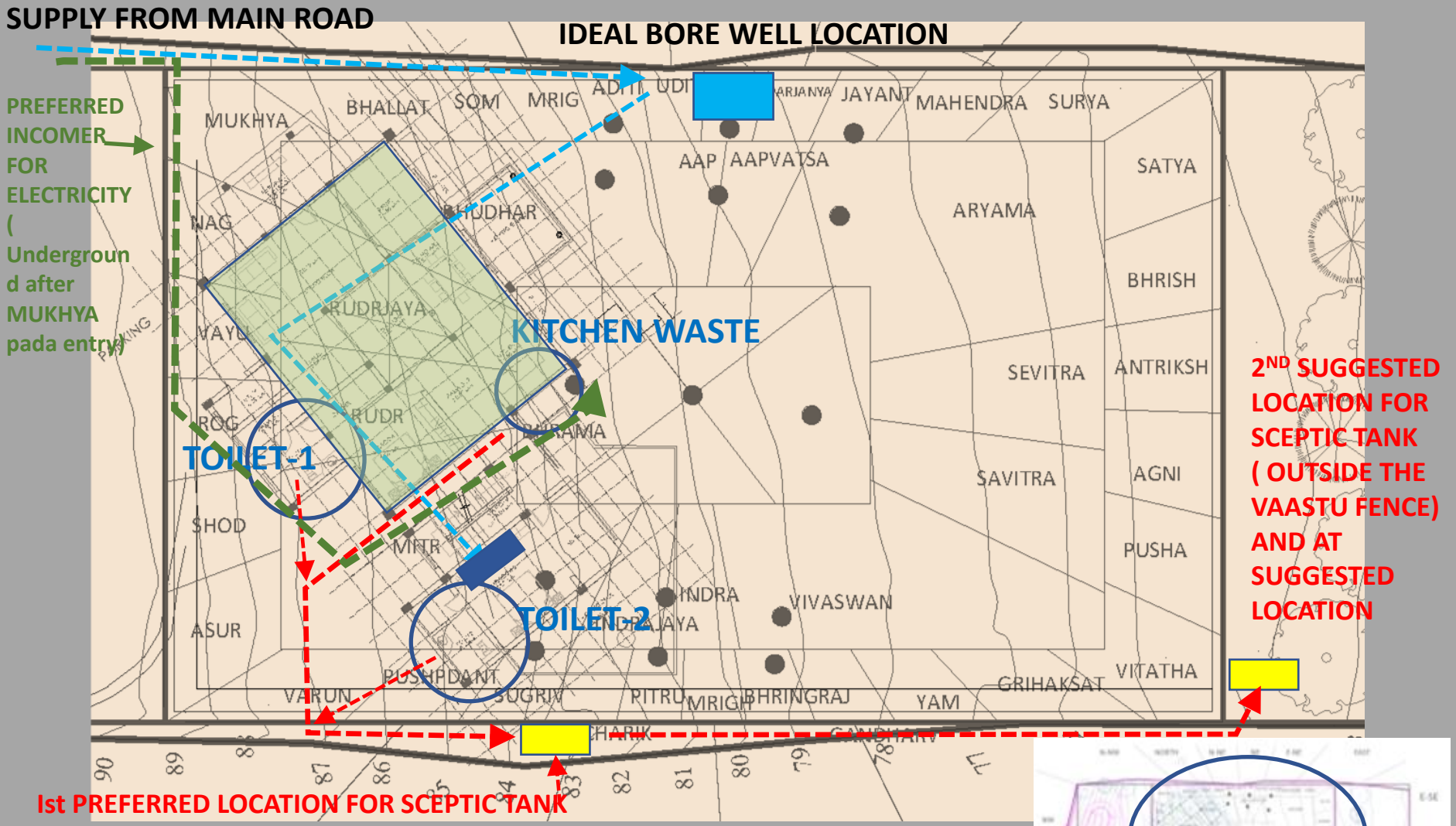

SUGGESTED UNDERGROUND SEWAGE ROUTE TILL SEPTIC TANK

UNDERGROUND (and part overground as per site conditions) INCOMING WATER LINE ROUTE RUNNING OUTSIDE THE VAASTU FENCE AND ENTERS U.G STORAGE TANK AT ADITI PADA AND FROM U.G TANK TILL OH TANK

What is Aayadi and how is it important to a building design : a brief introduction

- Ayadi calculation (or Ayadi Shadvarga) is one of the most important parts in Sthapatya Veda. All critical dimensions like grid, important rooms, key openings, building height are based on these formulae.
- Ayadi is a group of six formulae Yoni, Aya and Vyaya, Rksha, Vara and Tithi that are used to determine the dimensional conformance of a building and design these so as to create energetic resonance with of the residents with the land & building by taking into account the Nakshatra or the birth star of the owner
- Traditionally, Aayadi formulae have been centric to planning for the prosperity and well being of the inhabitants of the house.

Aayadi for House at Ooty

AYADI CALCULATIONS - opening B(large windows- low cill)						
Project:		House for Smt.Sudha Thangraj				
Nakshatra		Bharani - number (2)				
2	2	2	2	8		
		meters	feet	inches	Angulas	
Current Perimeter		8	26.24	314.96	229.06	229
10m X 12.5m main padavinayas						
Step-1	Ayadi nakshatram				GOOD	
		x8	divide by 27	Remainder		
	229	1832	67 23/27	2		
Distance between owner and ayadi nakshatram				2 to 2	1	
	As per table-1			1 is	Janam	good
Step-2	Yoni				Variable	
		x3	divide by 8	Remaind		
	229	687	85 7/8	7		
	As per table-4			7	Gaja	north
Step-3	Ayam				GOOD	
		x8	divide by 12	Remainder		
	229	1832	152 2/3	2		
	As per table-2			2 is	Bhoga	Good
Step-4	Vyayam				GOOD	
		x9	divide by 10	Remainder		
	229	2061	206 1/10	1		
	As per table-3			1 is	bhukti	pleasure
Ayam is more than Vyayam - which is acceptable						
Step-5	Amsham				GOOD	
		x4	divide by 9	Remainder		
	229	916	101 7/9	7		
	As per table-5			7 is	Nirbhiti	Good
Step-6	Vaaram				Variable	
		x9	divide by 7	Remainder		
	229	2061	294 3/7	3		
	As per table-6			3 is	Mangal	not good

Aayadi for house at Ooty

Aayadi based Dimensions for all major openings of the house

AYADI CALCULATIONS - opening A (main doors)

Project:			House for Smt.Sudha Thangraj			
Nakshatra			Bharani - number (2)			
2	2	2.1	2.1	8.2		
		meters	feet	inches	Angulas	
Current Perimeter		8.2	26.90	322.83	234.79	235

10m X 12.5m main padavinayas

Step-1	Ayadi nakshatram				GOOD	
		x8	divide by 27	Remainder		
	235	1880	69 17/27	1		
stance between owner and ayadi nakshatra				2 to 1	9	
	As per table-1			9 is	PARAMAITRAM	good

Step-2	Yoni				Variable	
		x3	divide by 8	Remainder		
	235	705	88 1/8	1		
	As per table-4			1	Dhwajam	east

Step-3	Ayam				GOOD	
		x8	divide by 12	Remainder		
	235	1880	156 2/3	2		
	As per table-2			2 is	Bhoga	Good

Step-4	Vyayam				GOOD	
		x9	divide by 10	Remainder		
	235	2115	211 1/2	1		
	As per table-3			1 is	bhukti	pleasure

Ayam is more than Vyayam - which is acceptable

Step-5	Amsham				GOOD	
		x4	divide by 9	Remainder		
	235	940	104 4/9	4		
	As per table-5			4 is	Dhanya	good

Step-6	Vaaram				Variable	
		x9	divide by 7	Remainder		
	235	2115	302 1/7	1		
	As per table-6			1 is	Sunday	not good

AYADI CALCULATIONS - openings A2

Project:			House for Smt.Sudha Thangraj			
Nakshatra			Bharani - number (2)			
1.9	1.9	2.1	2.1	8		
		meters	feet	inches	Angulas	
Current Perimeter		8	26.24	314.96	229.06	229

10m X 12.5m main padavinayas

Step-1	Ayadi nakshatram				GOOD	
		x8	divide by 27	Remainder		
	229	1832	67 23/27	2		
stance between owner and ayadi nakshatra				2 to 2	1	
	As per table-1			1 is	Janam	good

Step-2	Yoni				Variable	
		x3	divide by 8	Remaind		
	229	687	85 7/8	7		
	As per table-4			7	Gaja	north

Step-3	Ayam				GOOD	
		x8	divide by 12	Remainder		
	229	1832	152 2/3	2		
	As per table-2			2 is	Bhoga	Good

Step-4	Vyayam				GOOD	
		x9	divide by 10	Remainder		
	229	2061	206 1/10	1		
	As per table-3			1 is	bhukti	pleasure

Ayam is more than Vyayam - which is acceptable

Step-5	Amsham				GOOD	
		x4	divide by 9	Remainder		
	229	916	101 7/9	7		
	As per table-5			7 is	Nirbhiti	Good

Step-6	Vaaram				Variable	
		x9	divide by 7	Remainder		
	229	2061	294 3/7	3		
	As per table-6			3 is	Mangal	not good

An ‘In-process’ view of the house
(as seen from South east – slope-side)

The house opens towards east
(with views of the valley and the rising sun)

A stone step pathway cascades down from the main porch
- Accessing the lower levels of the house-